



nixkoTOOLS



www.herramientas-juancarlosmesa.es

www.jemesa-representaciones.es

2023 CATALOGUE

INDEX

Turning .A1

Threading .B1

Grooving .C1

Milling .D1

Drilling .E1

Accessories .F1

Spare parts .G1



TURNING

Carbide .A3

PCBN .A85

Diamond .A133

Ceramic .A167

Holdings .A201

A - TURNING

B - THREADING

C - GROOVING

D - MILLING

E - DRILLING

F - ACCESSORIES

G - SPARE PARTS

		NEGATIVE type with hole						
		G	D	S	T	V	W	
		80°	55°	90°	60°	35°	80°	
P	FINISHING	NSP						
		SIZE 09 12	SIZE 11 15	SIZE 12	SIZE 16	SIZE 16	SIZE 06 08	
	MEDIUM	NUP						
		SIZE 09 12 16 19	SIZE 11 15	SIZE 12	SIZE 16 22	SIZE 16	SIZE 06 08	
	ROUGHING	NMP						
		SIZE 12 16 19	SIZE 11 15	SIZE 12	SIZE 16 22	SIZE 16	SIZE 06 08	
	HEAVY ROUGHING	NRP						
SIZE 12 16 19 25		SIZE 15	SIZE 12 19 25	SIZE 16 22		SIZE 08		
M	FINISHING	NSM						
		SIZE 12	SIZE 15		SIZE 16	SIZE 16	SIZE 08	
	MEDIUM	NMM						
		SIZE 09 12 16 19	SIZE 11 15	SIZE 12 19	SIZE 16 22	SIZE 16	SIZE 06 08	
	ROUGHING	NRM						
		SIZE 12 16 19	SIZE 15	SIZE 12 19	SIZE 16		SIZE 08	
	S	MEDIUM	NMS					
							SIZE 08	

			G	D	S	T	V	W					
NEGATIVE type with hole													
			80°	55°	90°	60°	35°	80°					
K	LIGHT TO MEDIUM MACHINING	ROUGHING	NMK	 0.30 16°	 ap (mm) vs. fs (mm/min)	 SIZE 12 16 19	 SIZE 15	 SIZE 12	 SIZE 16 22	 SIZE 16	 SIZE 08		
			NUK	 0.25 15° 3°	 ap (mm) vs. fs (mm/min)	 SIZE 12	 SIZE 15	 SIZE 16	 SIZE 16	 SIZE 08			
			NRK	 0.35 24°	 ap (mm) vs. fs (mm/min)	 SIZE 12 16 19	 SIZE 15	 SIZE 12 19	 SIZE 16 22	 SIZE 16	 SIZE 06 08		
			Flat	 0°	 ap (mm) vs. fs (mm/min)	 SIZE 12 16 19	 SIZE 15	 SIZE 12 19	 SIZE 16 22		 SIZE 08		
N	UNIVERSAL		NMN	 10°	 ap (mm) vs. fs (mm/min)	 SIZE 12	 SIZE 15	 SIZE 12	 SIZE 16	 SIZE 16	 SIZE 06 08		
			NUX	 0.22 17° 6°	 ap (mm) vs. fs (mm/min)	 SIZE 12	 SIZE 15		 SIZE 16		 SIZE 08		
UNI	MEDIUM		NMU	 10°	 ap (mm) vs. fs (mm/min)		 SIZE 15		 SIZE 16		 SIZE 16		
			NWU	 0.25 18° 3°	 ap (mm) vs. fs (mm/min)	 SIZE 12	 SIZE 15		 SIZE 16		 SIZE 08		
	WIPER		NWX	 0.30 16°	 ap (mm) vs. fs (mm/min)	 SIZE 12					 SIZE 08		

- A - TURNING
- B - THREADING
- C - GROOVING
- D - MILLING
- E - DRILLING
- F - ACCESSORIES
- G - SPARE PARTS

- A - TURNING
- B - THREADING
- C - GROOVING
- D - MILLING
- E - DRILLING
- F - ACCESSORIES
- G - SPARE PARTS

			G	D	S	T	V	W		
POSITIVE type with hole										
			80°	55°	90°	60°	35°	80°		
N	UNIVERSAL	<p>PMN</p>	CC A39	DC A46	SC A55	TC A60	VC A68			
			SIZE 06 09 12	SIZE 07 11	SIZE 09 12	SIZE 09 11 16	SIZE 11 16 22			
		UNI	FINISHING	<p>PPF (ground chip breaker)</p>	CC A38	DC A45		TB, TP A59, A66 TC A60	VB A67	WB A71
				SIZE 06 09	SIZE 07 11		SIZE 06 09 11	SIZE 11	SIZE 06	
		UNI	FINISHING	<p>PFU</p>	CC A38	DC A45	SC A55	TC A60	VB A67	
		SIZE 06 09	SIZE 07 11	SIZE 09	SIZE 11 16	SIZE 11 16				
UNI	MEDIUM	<p>PPM (ground chip breaker)</p>	CC A38	DC A45		TP A66	VB A67			
		SIZE 09	SIZE 07 11		SIZE 11	SIZE 11				
UNI	MEDIUM	<p>PMU</p>	CC A38	DC A45	SC A55	TC A60	VB, VC A67, A68	WC A72		
		SIZE 06 09 12	SIZE 07 11 15	SIZE 09 12	SIZE 09 11 16 22	SIZE 11 16	SIZE 12			
UNI	ROUGHING	<p>PRU</p>	CC A39	DC A46	SC A55	TC A61	VB, VC A67, A68			
		SIZE 09 12	SIZE 11	SIZE 09 12	SIZE 16	SIZE 16				
MICRONEGA	MEDIUM	<p>SS</p>	MCN A53	MDN A54						
		SIZE 06 09 12	SIZE 07 11 15							
MICRONEGA	MEDIUM	<p>GM</p>	MCN A53	MDN A54						
		SIZE 06 09 12	SIZE 07 11 15							

P		FINISHING		MEDIUM		ROUGHING	
		NEGATIVE	POSITIVE	NEGATIVE	POSITIVE	NEGATIVE	POSITIVE
●	wear resistance	-	JP4020 / PFU	JC8005 / NUP	JC8005 / PMU	JC8005 / NRP	-
	1 st CHOICE	JU4015 / NSP	JU4015 / PFU	JC8015 / NUP	JC8015 / PMU	JC8015 / NRP	JC8025 / PRU
	toughness	JC8005 / NSP	JC8005 / PFU	JC8025 / NUP	JC8025 / PMU	JC8025 / NRP	-
●	wear resistance	JC8005 / NSP	JC8005 / PFU	JC8015 / NUP	JC8015 / PMU	JC8015 / NRP	-
	1 st CHOICE	JC8015 / NSP	JC8015 / PFU	JC8025 / NUP	JC8025 / PMU	JC8025 / NRP	JC8025 / PRU
	toughness	JC8025 / NSP	JC8025 / PFU	JC8035 / NUP	JP5125 / PMU	JC8035 / NRP	-
⊕	wear resistance	JC8015 / NSP	JC8015 / PFU	JC8025 / NUP	JC8025 / PMU	JC8025 / NRP	-
	1 st CHOICE	JC8025 / NSP	JC8025 / PFU	JC8035 / NUP	JP5125 / PMU	JC8035 / NRP	JC8025 / PRU
	toughness	-	-	-	-	-	-

M		FINISHING		MEDIUM		ROUGHING	
		NEGATIVE	POSITIVE	NEGATIVE	POSITIVE	NEGATIVE	POSITIVE
●	wear resistance	-	JP4020 / PFU	-	-	-	-
	1 st CHOICE	JP9015 / NSM	JP5120 / PFU	JC9010 / NMM	JC9010 / PMU	JC9010 / NRM	-
	toughness	JP9030 / NSM	JP5125 / PFU	JC9025 / NMM	JP5120 / PMU	JC9025 / NRM	-
●	wear resistance	-	JP5120 / PFU	JC9010 / NMM	JC9010 / PMU	JC9010 / NRM	-
	1 st CHOICE	JP9015 / NSM	JP5125 / PFU	JC9025 / NMM	JC9025 / PMU	JC9025 / NRM	-
	toughness	JP9030 / NSM	-	JP9030 / NMM	JP5125 / PMU	JP9030 / NRM	-
⊕	wear resistance	JP9015 / NSM	JP5120 / PFU	JC9025 / NMM	JP5120 / PMU	JC9025 / NRM	-
	1 st CHOICE	JP9030 / NSM	JP5125 / PFU	JP9030 / NMM	JP5125 / PMU	JP9030 / NRM	-
	toughness	-	-	-	-	-	-

K		FINISHING		MEDIUM		ROUGHING	
		NEGATIVE	POSITIVE	NEGATIVE	POSITIVE	NEGATIVE	POSITIVE
●	wear resistance	-	JP4020 / PMU	-	-	-	-
	1 st CHOICE	JC7115 / NUK	JC7010 / PMU	JC7010 / NMK	JC7010 / PMU	JC7010 / NRK	JC7010 / PRU
	toughness	-	JC7020 / PMU	JC7020 / NMK	JC7020 / PMU	JC7020 / NRK	JC7020 / PRU
●	wear resistance	-	-	-	-	-	-
	1 st CHOICE	JC7115 / NUK	JC7010 / PMU	JC7010 / NMK	JC7010 / PMU	JC7010 / NRK	JC7010 / PRU
	toughness	-	JC7020 / PMU	JC7020 / NMK	JC7020 / PMU	JC7020 / NRK	JC7020 / PRU
⊕	wear resistance	-	-	JC7010 / NMK	JC7010 / PMU	JC7010 / NRK	JC7010 / PRU
	1 st CHOICE	JC7115 / NUK	JC7010 / PMU	JC7020 / NMK	JC7020 / PMU	JC7020 / NRK	JC7020 / PRU
	toughness	-	JC7020 / PMU	-	-	-	-

A - TURNING

B - THREADING

C - GROOVING

D - MILLING

E - DRILLING

F - ACCESSORIES

G - SPARE PARTS

A - TURNING

N		FINISHING		MEDIUM		ROUGHING	
		NEGATIVE	POSITIVE	NEGATIVE	POSITIVE	NEGATIVE	POSITIVE
●	wear resistance	-	-	-	-	-	-
	▲ 1 st CHOICE ▼	JU6015 / NMN	JP6010 / PMN	JU6015 / NMN	JP6010 / PMN	-	-
	toughness	-	JU6015 / PMN	-	JU6015 / PMN	-	-
●	wear resistance	-	JP6010 / PMN	-	JP6010 / PMN	-	-
	▲ 1 st CHOICE ▼	JU6015 / NMN	JU6015 / PMN	JU6015 / NMN	JU6015 / PMN	-	-
	toughness	-	-	-	-	-	-
⊕	wear resistance	-	-	-	-	-	-
	▲ 1 st CHOICE ▼	JU6015 / NMN	-	JU6015 / NMN	JU6015 / PMN	-	-
	toughness	-	-	-	-	-	-

B - THREADING

C - GROOVING






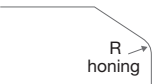







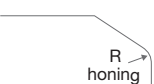








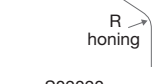

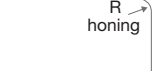





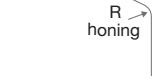

D - MILLING

S		FINISHING		MEDIUM		ROUGHING	
		NEGATIVE	POSITIVE	NEGATIVE	POSITIVE	NEGATIVE	POSITIVE
●	wear resistance	-	JP5015 / PFU	-	-	-	-
	▲ 1 st CHOICE ▼	-	JP5120 / PFU	JP3015 / NMS	JP5120 / PMU	-	-
	toughness	-	JP5125 / PFU	-	JP5125 / PMU	-	-
●	wear resistance	-	JP5120 / PFU	-	JP5120 / PMU	-	-
	▲ 1 st CHOICE ▼	-	JP5125 / PFU	JP3015 / NMS	JP5125 / PMU	-	-
	toughness	-	-	-	-	-	-
⊕	wear resistance	-	-	-	-	-	-
	▲ 1 st CHOICE ▼	-	-	-	-	-	-
	toughness	-	-	-	-	-	-

E - DRILLING

F - ACCESSORIES





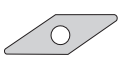

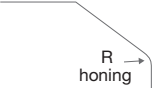




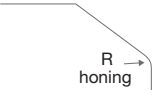
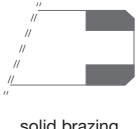

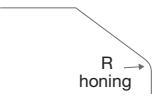
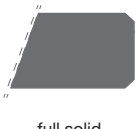

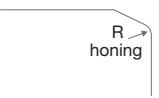


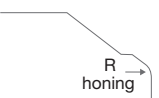
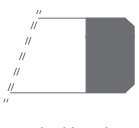

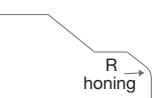
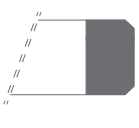

G - SPARE PARTS

NEGATIVE type with hole			G	D	S	T	V	W	
			80°	55°	90°	60°	35°	80°	
K	UNIVERSAL	UE  S01520 carbide backed	 A101 SIZE 12	 A107 SIZE 15		 A118 SIZE 16	 A123 SIZE 16		
		UE  S02020 full solid	 A103 SIZE 09 12	 A109 SIZE 15	 A116 SIZE 12	 A120 SIZE 16		 A127 SIZE 08	
	SHARP	SE  T01020 carbide backed	 A103 SIZE 12						
H	UNIVERSAL	UE  S01225 vertical brazing	 A103 SIZE MCN 12	 A109 SIZE MDN 15	 A116 SIZE 12	 A120 SIZE 16	 A126 SIZE 16	 A127 SIZE 08	
		UE  S01225 solid brazing		 A109 SIZE 15					
		UE  S02020 full solid	 A103 SIZE 09 12						
	SHARP	SE  S01015 vertical brazing	 A103 SIZE MCN 12	 A109 SIZE MDN 15		 A120 SIZE 16	 A126 SIZE 16	 A127 SIZE 08	
		SE  S01015 solid brazing		 A110 SIZE 15					

carbide backed: the PCBN material is produced with a carbide layer that improves mechanical properties and simplify brazing process.
solid brazing: a thick PCBN tip extremely pure (not contaminated by carbide) guarantees much better performances. High reliable vacuum brazing is used.
vertical brazing: the PCBN layer is as thick as the carbide body for the best heat dissipation and brazing strenght. Vacuum brazing is necessary.
full solid: Full PCBN structure, maximizes performances and reduce the cost per edge. High cutting speed and depth of cut can be applied.

- A - TURNING
- B - THREADING
- C - GROOVING
- D - MILLING
- E - DRILLING
- F - ACCESSORIES
- G - SPARE PARTS

- A - TURNING
- B - THREADING
- C - GROOVING
- D - MILLING
- E - DRILLING
- F - ACCESSORIES
- G - SPARE PARTS

NEGATIVE type with hole			G	D	S	T	V	W		
										
			80°	55°	90°	60°	35°	80°		
H	REINFORCED	RE  S01535	 vertical brazing	<input type="checkbox"/> A104  SIZE 12		<input type="checkbox"/> A120  SIZE 16		<input type="checkbox"/> A127  SIZE 08		
		RE  S01535	 solid brazing		<input type="checkbox"/> A110  SIZE 15					
		RE  S01535	 full solid	<input type="checkbox"/> A104  SIZE 09						
	CHIPBREAKER	WIPER	WE  S01015	 vertical brazing	<input type="checkbox"/> A104  SIZE 12					
			CF  S01035	 vertical brazing	<input type="checkbox"/> A105  SIZE 12					
			CM  S01235	 vertical brazing	<input type="checkbox"/> A105  SIZE 12					



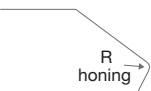



carbide backed: the PCBN material is produced with a carbide layer that improves mechanical properties and simplify brazing process.
solid brazing: a thick PCBN tip extremely pure (not contaminated by carbide) guarantees much better performances. High reliable vacuum brazing is used.
vertical brazing: the PCBN layer is as thick as the carbide body for the best heat dissipation and brazing strenght. Vacuum brazing is necessary.
full solid: Full PCBN structure, maximizes performances and reduce the cost per edge. High cutting speed and depth of cut can be applied.

NEGATIVE type without hole			G	R	S	T				
			80°	-	90°	60°				
K	UNIVERSAL	UE S02020 full solid	<input type="checkbox"/> A106 	<input type="checkbox"/> A115 	<input type="checkbox"/> A117 	<input type="checkbox"/> A121 	SIZE 09 12	SIZE 06 09 12	SIZE 09 12	SIZE 11 16
		UE S02020 full solid with dimple	<input type="checkbox"/> A106 		<input type="checkbox"/> A117 				SIZE 12	SIZE 12
	SHARP	SE T01020 full solid		<input type="checkbox"/> A115 					SIZE 09	
	REINFORCED	RE S02525 (size 09) - S10020 (size 12) full solid		<input type="checkbox"/> A115 					SIZE 09 12	
		RH S04025 full solid		<input type="checkbox"/> A115 					SIZE 09	
	H	UNIVERSAL	UE S02020 full solid	<input type="checkbox"/> A106 	<input type="checkbox"/> A115 	<input type="checkbox"/> A117 	<input type="checkbox"/> A121 	SIZE 09 12	SIZE 09 12	SIZE 09 12
SHARP		SE T01020 full solid		<input type="checkbox"/> A115 				SIZE 09		
REINFORCED		RE S02525 (size 09) - S10020 (size 12) full solid		<input type="checkbox"/> A115 				SIZE 09 12		


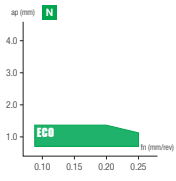





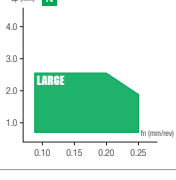





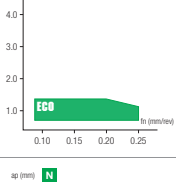




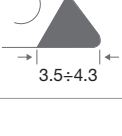
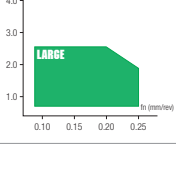




carbide backed: the PCBN material is produced with a carbide layer that improves mechanical properties and simplify brazing process.
solid brazing: a thick PCBN tip extremely pure (not contaminated by carbide) guarantees much better performances. High reliable vacuum brazing is used.
vertical brazing: the PCBN layer is as thick as the carbide body for the best heat dissipation and brazing strenght. Vacuum brazing is necessary.
full solid: Full PCBN structure, maximizes performances and reduce the cost per edge. High cutting speed and depth of cut can be applied.

- A - TURNING
- B - THREADING
- C - GROOVING
- D - MILLING
- E - DRILLING
- F - ACCESSORIES
- G - SPARE PARTS

A - TURNING
B - THREADING
C - GROOVING
D - MILLING
E - DRILLING
F - ACCESSORIES
G - SPARE PARTS

POSITIVE type with hole			G	D	R	T	V	
								
			80°	55°	-	60°	35°	
K	UNIVERSAL	UE  S01520 carbide backed	CC  A101  SIZE 06 09	DC  A107  SIZE 11	-	TC  SIZE 09 11 16	VB  SIZE 16	
		UE  S02020 full solid			RC  SIZE 09 12			
	SHARP	SE  T01020 carbide backed				TC  SIZE 11		
		RE  S01530 carbide backed				TC  SIZE 11 16	VB  SIZE 16	
	H	UNIVERSAL	UE  S01225 solid brazing	CC  A101  SIZE 06 09 11	DC  A107  SIZE 07 11		TC, TP  SIZE 09 11 16	VB, VC  SIZE 11 16
			SE  S01015 solid brazing	CC  A101  SIZE 06 09	DC  A107  SIZE 07 11		TC, TP  SIZE 11 16	VB, VC  SIZE 11 16
SHARP		SF  T01015 solid brazing	CC  A101  SIZE 06 09	DC  A107  SIZE 07 11			VB  SIZE 11 16	
		RE  S01535 solid brazing	CC  A102  SIZE 06 09	DC  A108  SIZE 07 11		TC, TP  SIZE 11 16	VB  SIZE 16	
WIPER		WE  S01015 solid brazing	CC  A102  SIZE 06 09					

carbide backed: the PCBN material is produced with a carbide layer that improves mechanical properties and simplify brazing process.
solid brazing: a thick PCBN tip extremely pure (not contaminated by carbide) guarantees much better performances. High reliable vacuum brazing is used.
vertical brazing: the PCBN layer is as thick as the carbide body for the best heat dissipation and brazing strenght. Vacuum brazing is necessary.
full solid: Full PCBN structure, maximizes performances and reduce the cost per edge. High cutting speed and depth of cut can be applied.

NEGATIVE type with hole			G	D	T	W		
			80°	55°	60°	80°		
N	SLANT TIP	<p>ECO</p>  	 A147 SIZE 12	 A150 SIZE 15	 A156 SIZE 16	 A162 SIZE 08		
	<p>LARGE</p>  	 A147 SIZE 12	 A150 SIZE 15	 A156 SIZE 16	 A162 SIZE 08			
FLAT TIP	<p>ECO</p>  	 A147 SIZE 12	 A150 SIZE 15	 A156 SIZE 16	 A162 SIZE 08			
	<p>LARGE</p>  	 A147 SIZE 12	 A150 SIZE 15	 A156 SIZE 16	 A162 SIZE 08			

- A - TURNING
- B - THREADING
- C - GROOVING
- D - MILLING
- E - DRILLING
- F - ACCESSORIES
- G - SPARE PARTS

A - TURNING

B - THREADING




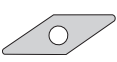

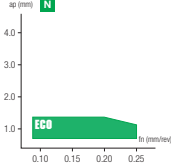





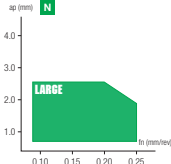




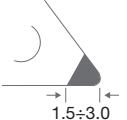
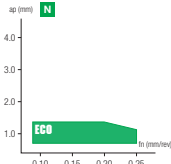




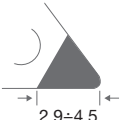
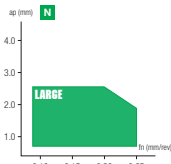





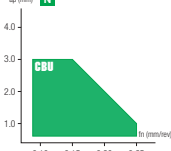





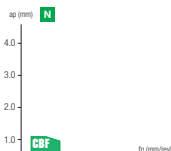





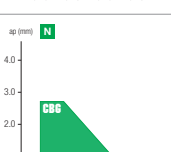





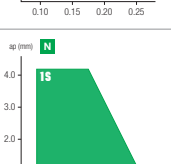



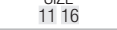

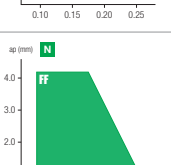



C - GROOVING





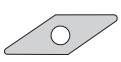


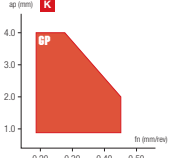













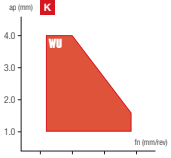


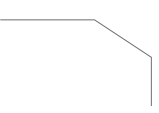
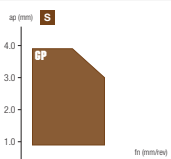


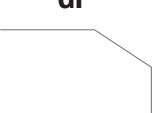
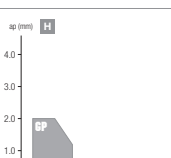












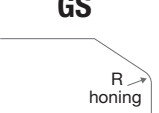
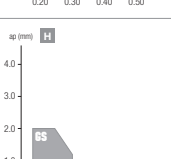








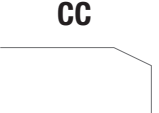
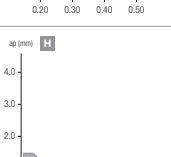












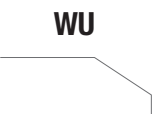
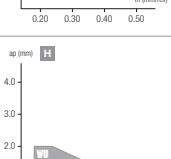


D - MILLING

E - DRILLING

F - ACCESSORIES

G - SPARE PARTS





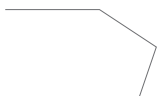
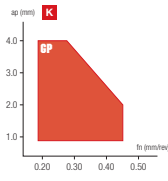







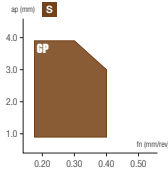



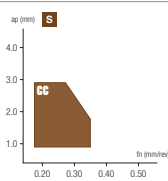


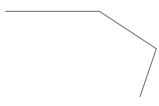
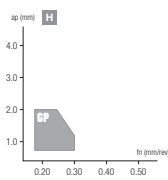




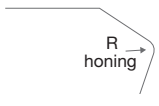
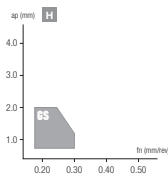



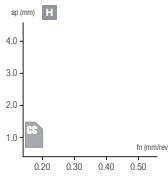


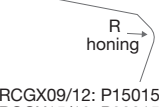
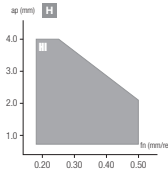


			G	D	T	V		
POSITIVE type with hole								
			80°	55°	60°	35°		
N	SLANT TIP	ECO  1.5÷3.0 	CC  A145 SIZE 06 09 12	DC  A148 SIZE 07 11	TC, TP  A154, A157 SIZE 08 09 11 16	VB, VC  A158, A160 SIZE 11 16		
		LARGE  2.9÷4.5 	CC  A145 SIZE 06 09 12	DC  A148 SIZE 07 11	TC  A154 SIZE 11 16	VB, VC  A158, A160 SIZE 16		
	FLAT TIP	ECO  1.5÷3.0 	CC  A145 MCC 06 09 12	DC  A148 SIZE 07 11	TC, TP  A154, A157 SIZE 08 09 11 16	VB, VC  A158, A160 SIZE 11 16		
		LARGE  2.9÷4.5 	CC  A145 SIZE 06 09 12	DC  A148 SIZE 07 11	TC  A154 SIZE 11 16	VB, VC  A158, A160 SIZE 16		
	3D CHIPBREAKER	CBU  0.04 30° 	CC  A146 SIZE 06 09	DC  A149 SIZE 07 11	TC  A155 SIZE 11 16	VC  A161 SIZE 11 16		
		CBF  0.05 30° 	CC  A146 SIZE 06	DC  A149 SIZE 07 11	TC, TP  A155, A157 SIZE 09 11 16	VB, VC  A158, A160 SIZE 11 16		
		CBG  0.1 20° 	CC  A146 SIZE 09	DC  A149 SIZE 11	TC, TP  A155, A157 SIZE 09 11 16	VB, VC  A158, A160 SIZE 11 16		
		1S  	CC  A146 SIZE 06 09	DC  A149 SIZE 07 11	TC  A155 SIZE 09 11 16	VC  A161 SIZE 11 16		
		FF  	CC  A146 SIZE 09	DC  A149 SIZE 07 11	TC  A155 SIZE 11 16			
	FULL FACE							

NEGATIVE type with hole			G	D	S	T	V	W	
									
			80°	55°	90°	60°	35°	80°	
K	UNIVERSAL	GP T02020 		 A181  SIZE 12 16	 A183  SIZE 15	 A188  SIZE 12	 A190  SIZE 16	 A193  SIZE 16	 A194  SIZE 08
		WU T02020 		 A181  SIZE 12					
S	UNIVERSAL	GP T02020 		 A181  SIZE 12					
H	UNIVERSAL	GP T02020 		 A181  SIZE 12 16	 A183  SIZE 15	 A188  SIZE 12	 A190  SIZE 16	 A193  SIZE 16	 A194  SIZE 08
		GS S01525 (NAC150) - S02020 (NAC200) 		 A181  SIZE 12	 A183  SIZE 15		 A190  SIZE 16	 A193  SIZE 16	
	SHARP	CC T01020 		 A181  SIZE 12	 A183  SIZE 15	 A188  SIZE 12	 A190  SIZE 16	 A193  SIZE 16	 A194  SIZE 08
		WIPER	WU T02020 		 A181  SIZE 12				

- A - TURNING
- B - THREADING
- C - GROOVING
- D - MILLING
- E - DRILLING
- F - ACCESSORIES
- G - SPARE PARTS

A - TURNING
B - THREADING
C - GROOVING
D - MILLING
E - DRILLING
F - ACCESSORIES
G - SPARE PARTS

			G	D	R	S	T
NEGATIVE type without hole							
			80°	55°	-	90°	60°
K	UNIVERSAL	GP T02020	 A178 SIZE 12		 A182 SIZE 12	 A189 SIZE 12	 A191 SIZE 16
		GP T02020 WITH DIMPLE	 A182 SIZE 12			 A189 SIZE 12	
S	UNIVERSAL	GP T02020	 A182 SIZE 12		 A186 SIZE 12 19	 A189 SIZE 12	
		GP T02020 WITH DIMPLE	 A182 SIZE 12			 A189 SIZE 12	
	SHARP	CC T01020			 A186 SIZE 12	 A189 SIZE 12	
H	UNIVERSAL	GP T02020	 A182 SIZE 12	 A184 SIZE 15	 A186 SIZE 12	 A189 SIZE 12	 A191 SIZE 16
		GP T02020 WITH DIMPLE	 A182 SIZE 12			 A189 SIZE 12	
REINFORCED		HI P15015	 A182 SIZE 12		 A185 SIZE 12	 A189 SIZE 12 19	
		HT K15015			 A185 SIZE 12		

POSITIVE type			G	R	S	T			
									
			80°	-	90°	60°			
K	UNIVERSAL	GP T02020 	 ap (mm) vs fs (mm/rev)	CC  A180  SIZE 09 12		SC  A187  SIZE 09 12	TP  A192  SIZE 11 16		
		S	UNIVERSAL	GP T02020 	 ap (mm) vs fs (mm/rev)		RC  A185  SIZE 09 12		
	SHARP	CC T01020 	 ap (mm) vs fs (mm/rev)		RC  A185  SIZE 06 09 12				
H	UNIVERSAL	GP T02020 	 ap (mm) vs fs (mm/rev)		RC  A185  SIZE 06 09 12		TP  A192  SIZE 11 16		
		GS S01525 	 ap (mm) vs fs (mm/rev)				TP  A192  SIZE 11 16		
	SHARP	CC T01020 	 ap (mm) vs fs (mm/rev)				TP  A192  SIZE 11 16		
		HI RCGX09/12: P15015 RCGX15/19: P20015 	 ap (mm) vs fs (mm/rev)		RC  A185  SIZE 09 12 15 19				

- A - TURNING
- B - THREADING
- C - GROOVING
- D - MILLING
- E - DRILLING
- F - ACCESSORIES
- G - SPARE PARTS



TURNING Holders

Designation system, A202

Range overview, A204

Clamping system details, A207


Boring bar features, 210

Range, 213




THREADING

Grade table	.B2
Grade details	.B3
Quick guide	.B4
External threads	.B7
Internal threads	.B15
Parameters	.B27



GROOVING

Grade table	.C2
Grade details	.C3
Quick guide	.C4
NDB	.C5
NCG	.C13
BGF	.C15



MILLING

- Grade table .D3
- Grade details .D4
- Grade cross reference .D6
- Application overview .D8
- Shouldering .D11
 - Facing .D45
 - High feed .D75
 - Profiling .D85
- Chamfering .D99
- Advanced .D105

A - TURNING

B - THREADING

C - GROOVING

D - MILLING

E - DRILLING

F - ACCESSORIES

G - SPARE PARTS

SHOULDERING

quick guide

D12


REKPLUS **P M K N S** D14

DOUBLEREK **P M K** D23

DOUBLE3GON **P M K N S** D29

ISO APKT **P M N** D42

ALUREK **N** D37



FACING

quick guide

D46


4FACEPLUS **P M K N S** D48

OKTOPLUS **P M K N S** D55

DOUBLE4FACE **P M K N S** D62

ISO SEHX **P K N** D72

DOUBLEHEX **K** D67



HIGH FEED PROFILING

quick guide




quick guide



HF4PLUS **P M K S** D77

ROUNDPLUS **P M K S** D87



CHAMFERING

quick guide



CHAMFERSQUARE **P M K N** D101



ADVANCED

quick guide




TANGENTIAL **K** D110

SQUARE SERIES **K** D114

XP SERIES **K N** D112

ROUND SERIES **S H** D108



A - TURNING

B - THREADING

C - GROOVING

D - MILLING

E - DRILLING

F - ACCESSORIES

G - SPARE PARTS



DRILLING

Grade table	.E2
Grade details	.E3
Quick guide	.E4
Indexable drills - DRS	.E6
Modular heads - DEX	.E24
Combined series - DXP	.E52
Multi-functional - SPOT DRILL	.E62
Iso Trigon - ISO WCMX	.E84
Carbide drills - NCD	.E66